

District Benchmark Data 2020-2021

- **Goal 1:** Increase student achievement district-wide and at all schools.
- **Data Indicator 1:** Obtain an A or B accountability rating at the district level and at all schools.
- **Data Indicator 2:** Increase total accountability points by a minimum of 15 points annually district-wide and by all schools.

Total Points



2019 EOY

December, 2019

March, 2020

October, 2020

December, 2020

District ELA Benchmark Proficiency

- **Goal 1:** Increase student achievement district-wide and at all schools.
- **Data Indicator 3:** Increase reading , math, science, and history proficiency by 5% annually district-wide and by all schools.

ELA Proficiency



2019 EOY

December, 2019

March, 2020

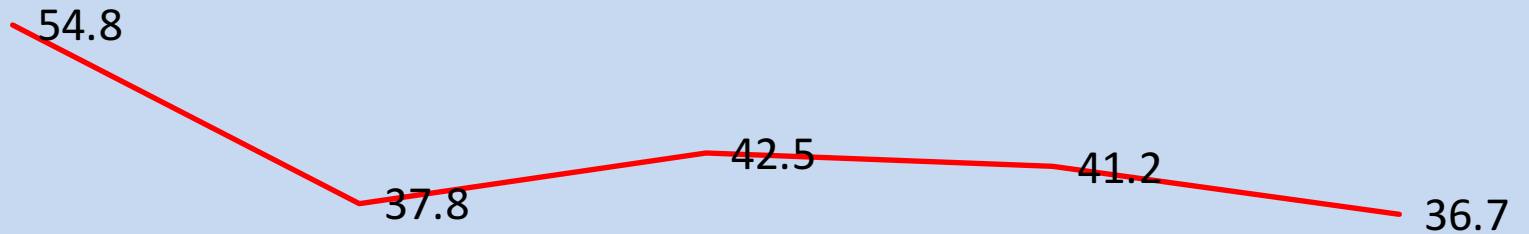
October, 2020

December, 2020

District ELA Benchmark Growth of All Students

- **Goal 1: Increase student achievement district-wide and at all schools.**
- **Data Indicator 4: Increase growth of all students in reading and math by 10% annually district-wide and by schools.**

ELA Growth



2019 EOY

December, 2019

March, 2020

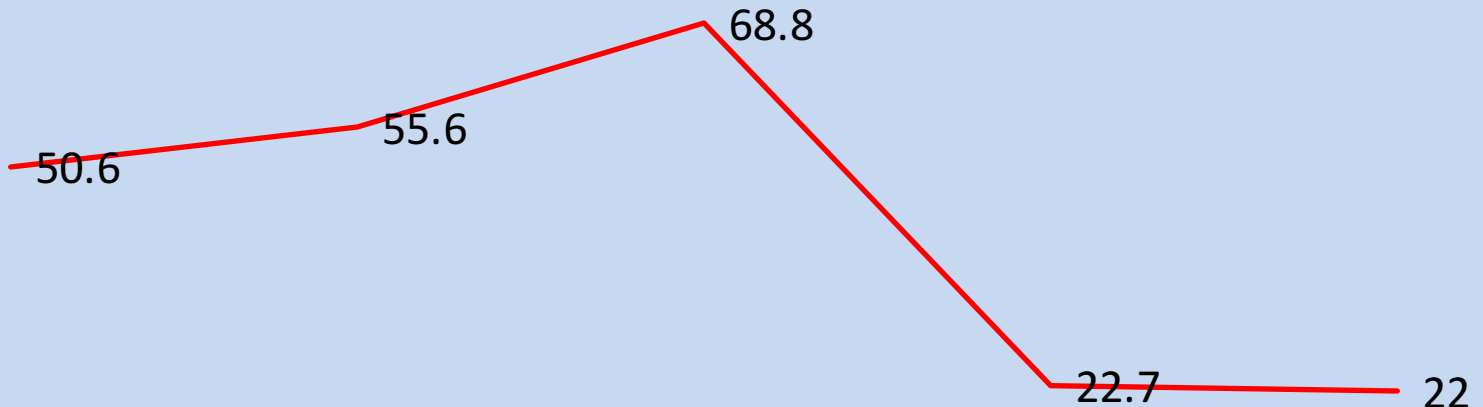
October, 2020

December, 2020

District ELA Benchmark Growth of Lowest performing Students

- **Goal 1: Increase student achievement district-wide and at all schools.**
- **Data Indicator 5: Increase reading and math low growth by 10% annually district-wide and by schools.**

ELA LPS Growth



2019 EOY

December, 2019

March, 2020

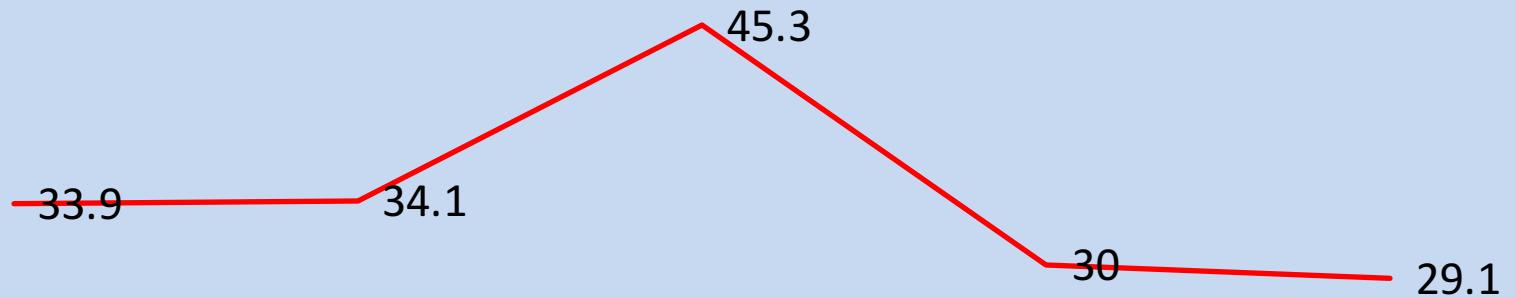
October, 2020

December, 2020

District Math Benchmark Proficiency

- **Goal 1: Increase student achievement district-wide and at all schools**
- **Data Indicator 3: Increase reading , math, science, and history proficiency by 5% annually district-wide and by all schools.**

Math Proficiency



2019 EOY

December, 2019

March, 2020

October, 2020

December, 2020

District Math Benchmark Growth of all Students

- **Goal 1: Increase student achievement district-wide and at all schools**
- **Data Indicator 4: Increase growth of all students in reading and math by 10% annually district-wide and by schools.**

Math Growth



2019 EOY

December, 2019

March, 2020

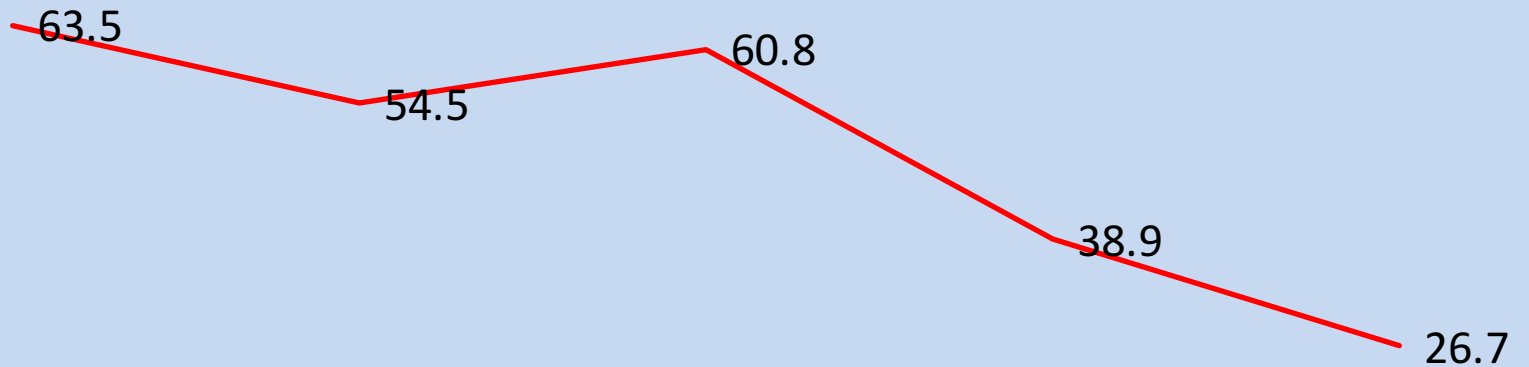
October, 2020

December, 2020

District Math Benchmark Growth of lowest performing students

- **Goal 1: Increase student achievement district-wide and at all schools**
- **Data Indicator 5: Increase reading and math low growth by 10% annually district-wide and by all schools.**

Math LPS Growth



2019 EOY

December, 2019

March, 2020

October, 2020

December, 2020

District Benchmark Science

- **Goal 1: Increase student achievement district-wide and at all schools**
- **Data Indicator 3: Increase reading , math, science, and history proficiency by 5% annually district-wide and by all schools.**

Science Proficiency



2019 EOY

December, 2019

March, 2020

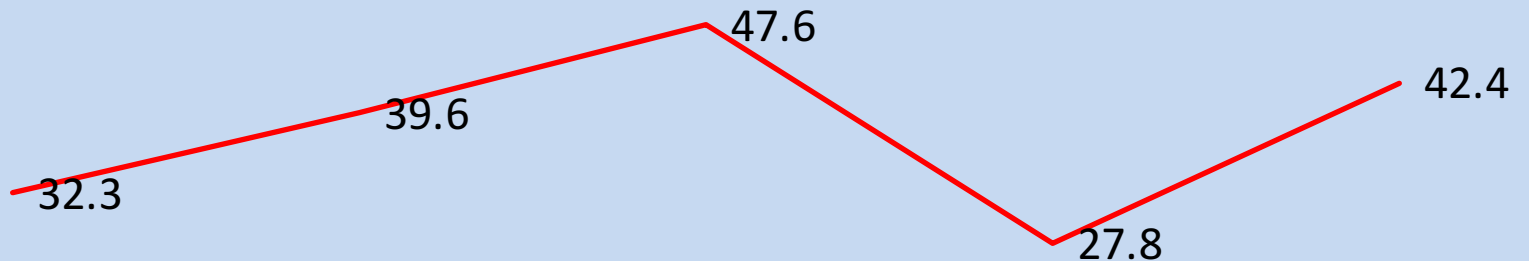
October, 2020

December, 2020

District Benchmark US History

- **Goal 1:** Increase student achievement district-wide and at all schools
- **Data Indicator 3:** Increase reading , math, science, and history proficiency by 5% annually district-wide and by all schools.

US History Proficiency



2019 EOY

December, 2019

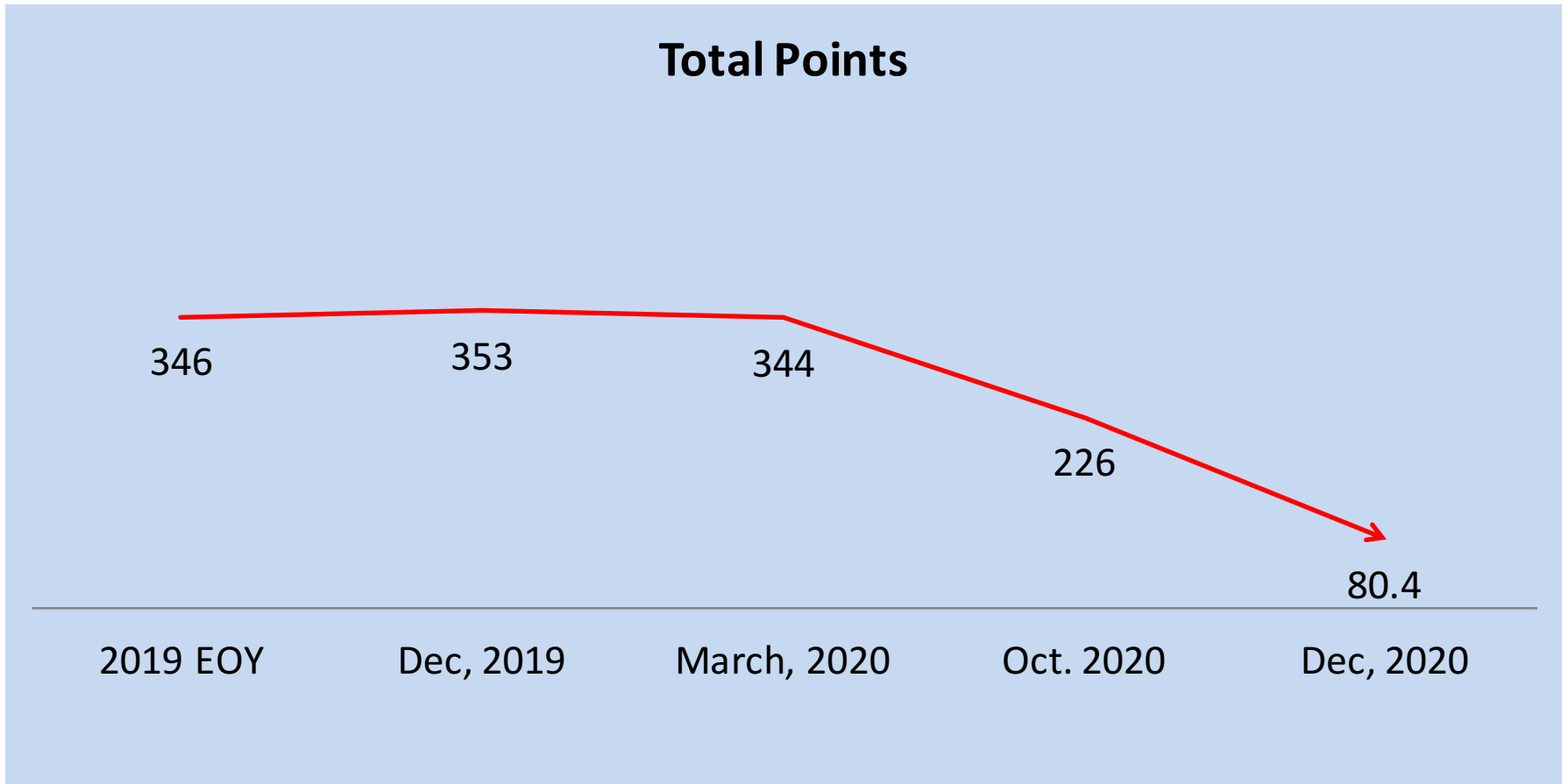
March, 2020

October, 2020

December, 2020

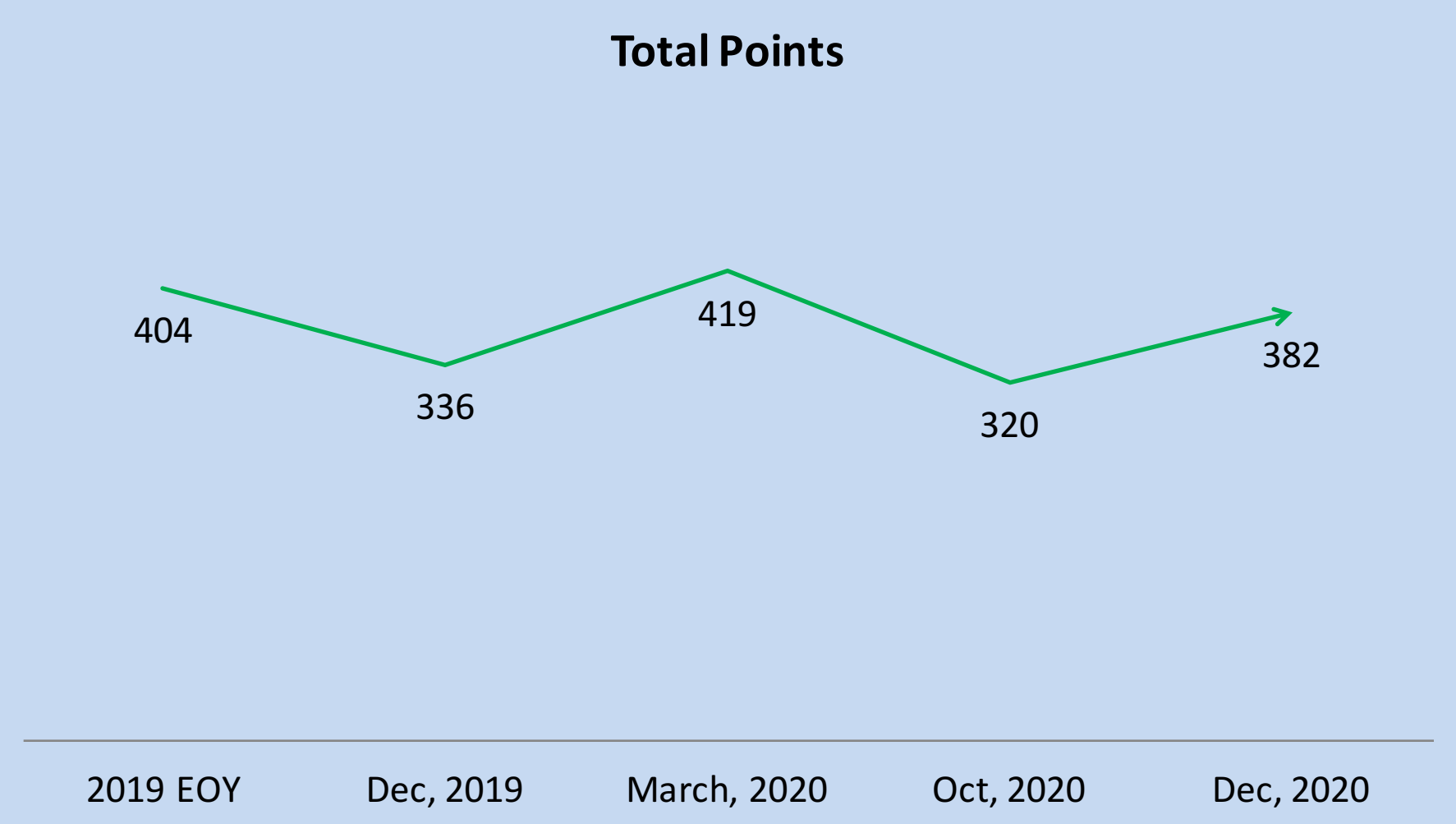
Long Creek Benchmark Data 2020-2021

- **Goal 1: Increase student achievement district-wide and at all schools.**
- **Data Indicator 1: Obtain an A or B accountability rating at the district level and at all schools.**
- **Data Indicator 2: Increase total accountability points by a minimum of 15 points annually district-wide and by all schools.**



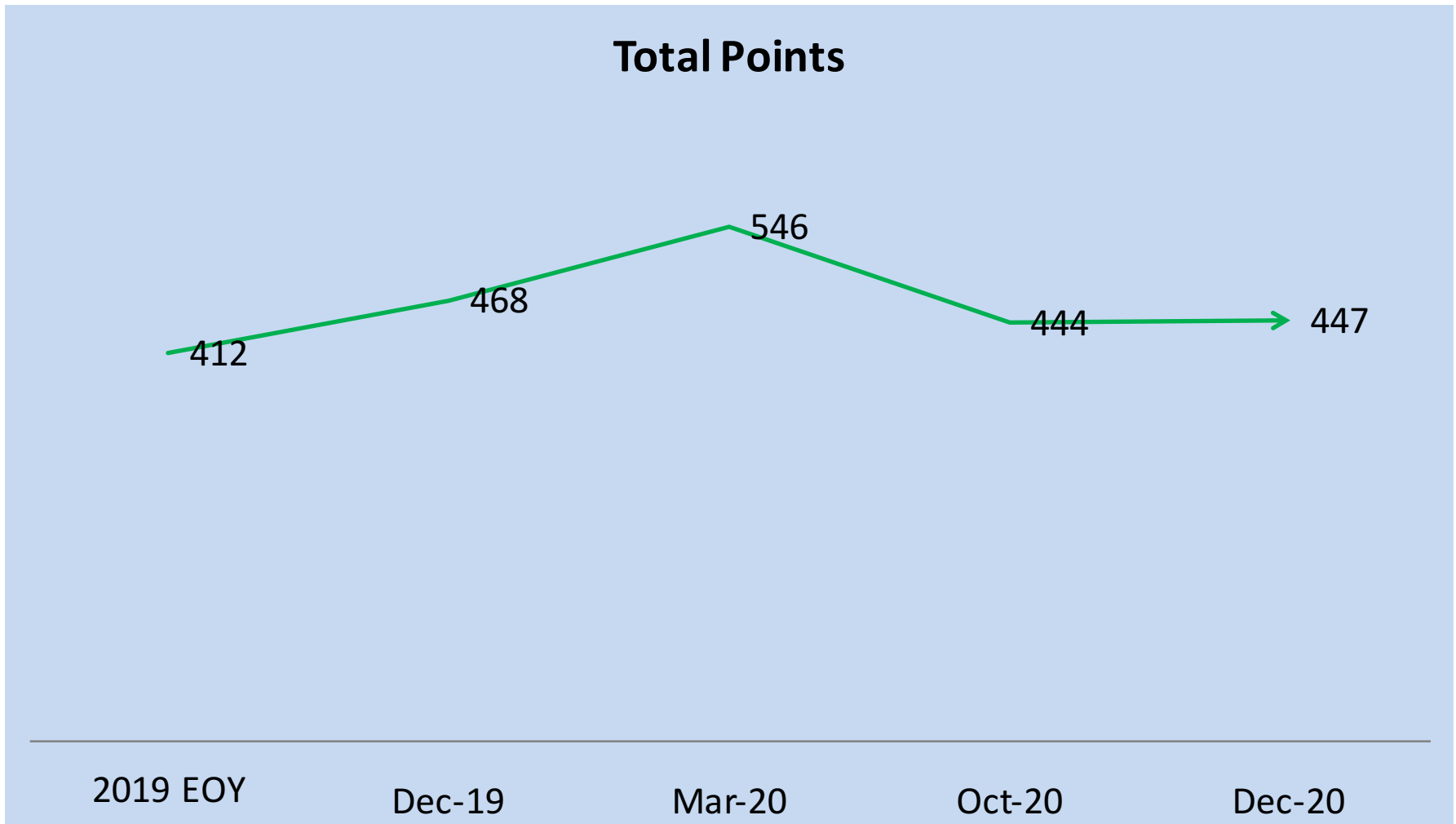
Greenlee Benchmark Data 2020-2021

- **Goal 1:** Increase student achievement district-wide and at all schools.
- **Data Indicator 1:** Obtain an A or B accountability rating at the district level and at all schools.
- **Data Indicator 2:** Increase total accountability points by a minimum of 15 points annually district-wide and by all schools.



McAdams Benchmark Data 2020-2021

- **Goal 1:** Increase student achievement district-wide and at all schools.
- **Data Indicator 1:** Obtain an A or B accountability rating at the district level and at all schools.
- **Data Indicator 2:** Increase total accountability points by a minimum of 15 points annually district-wide and by all schools.



Ethel Benchmark Data 2020-2021

- **Goal 1:** Increase student achievement district-wide and at all schools.
- **Data Indicator 1:** Obtain an A or B accountability rating at the district level and at all schools.
- **Data Indicator 2:** Increase total accountability points by a minimum of 15 points annually district-wide and by all schools.

Total Points



2019 EOY

Dec, 2020

March, 2020

Oct, 2020

Dec, 2020